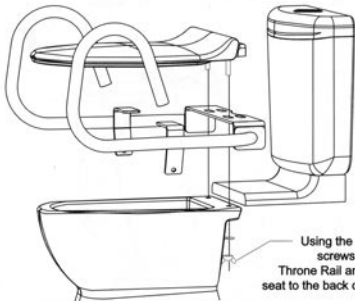
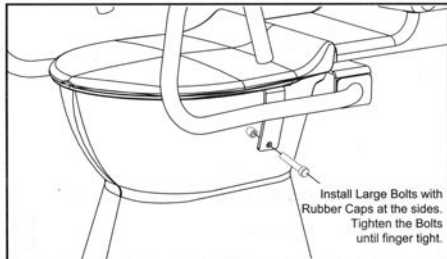


INSTALLATION

Remove toilet seat, install Throne Rail and replace toilet seat:



Using the same toilet screws, fasten the Throne Rail and the toilet seat to the back of the toilet.



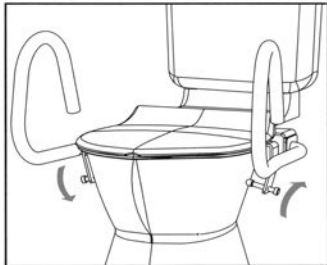
Install Large Bolts with Rubber Caps at the sides. Tighten the Bolts until finger tight.

CARE AND USE



Make sure the rails are tightly attached to the toilet.

Maintain the tight fit during use.



Use non-abrasive cleaning products only.



Disclaimer: Throne Accessories Pty Limited will not be held responsible for any injury or damage resulting from the product being incorrectly installed (including, but not limited to, placement on unstable or ill-founded toilet bowls) or for inappropriate use.

THRONE ACCESSORIES

2/92 Gladstone St, Fyshwick, ACT 2609 Australia

Ph: 02 6280 6599 Fax: 02 6239 1824

throne@throne.com.au